

Lesson Plan, Grade 7 - Chapter 21

Catechist Background

Doctrinal Content

- The raising of Lazarus showed that Jesus had power over death. Jesus' Resurrection makes it possible for us to have a life with God forever and gives us hope for our future. (CCC, 998-991, 1021)
- We will be judged at our death based upon the ways we have accepted and acted on God's grace in our lives. (CCC, 1051)
- At the end of time, Jesus will come to judge both the living and the dead and to bring the Kingdom of God in its full glory. (CCC, 1036, 1038-1042)
- The Corporal and Spiritual Works of Mercy are actions that are expected of us as members of the Church and as disciples of Christ. (CCC, 1473, 2447)

Catechist Background

"In hope we were saved. Now hope that sees for itself is not hope. For who hopes for what one sees? But if we hope for what we do not see, we wait with endurance ... We know that all things work for good for those who love God, who are called according to his purpose."—Romans 8:24-25, 28

Reflect In what ways do you wait with hope for God's Kingdom?

Many of us would prefer not to think of Jesus as a judge. It doesn't seem to fit the image of him that so many of us have formed—mild, gentle, merciful. But it is important to remember that Jesus was also passionate about justice, and when that passion was aroused, he was more than capable of expressing righteous anger. The one thing that appeared to anger him more than anything else was when people in power used their advantage to oppress the poor and the weak. Jesus promised that he will return to Earth as judge at the end of time, and when he does, justice will reign for all.

In the Parable of the Last Judgment in Matthew 25, Jesus equates how we treat others with how we treat him. More importantly, he connects eternal salvation with that recognition: those who served others in need (the sheep) are saved, while those who ignored the needs of their fellow human beings (the goats) are condemned. This story teaches a profound truth about salvation, that our task as disciples is not only to be Christ for others but also to see Christ in others.

Reflect How is the desire for justice reflected in your life and ministry?

Catechist's Prayer

Father, Son, and Holy Spirit, you have guided me to be a teacher, and I thank you. May all I do reflect your glory, and may my strongest desire be to serve you. Thank you for the hope and the promise that I will live with you forever. Amen.

Sharing the Message

How Seventh-Graders Understand Chapter Topics

Many seventh-graders have a works-based idea of salvation (i.e., "If I'm good enough, I'll go to Heaven" or "Evil people go to Hell."). A more complex, and more accurate concept is that those who have a relationship with Jesus will naturally do loving things. This gives hope to young people who feel like they can't be "good enough," and it challenges those who might become prideful or judgmental.

Teaching Tip

Emphasize that in the story of Christ separating the sheep and the goats, he says to the goats, "I never knew you." Ask the youth how we are influenced by those we know well. How would this translate to a relationship with Jesus?

Sharing the Message with Seventh-Graders

Seventh-graders are becoming aware, in a personal way, of their own mortality. This can be frightening, but it can also provide an avenue for teaching about eternal life.

- Young people at this age are likely to experience the deaths of family members (in particular grandparents and other older relatives) in ways they have not before.
- They need caring adults to help them process these losses and look at them through the lens of faith.

Chapter Connections

Tasks of Catechesis

Helping children grow in a faith that is "known, celebrated, lived, and expressed in prayer" (NDC, 20). This chapter focuses on the following tasks of catechesis:

- Promoting Knowledge of the Faith
- Moral Formation

NCEA IFG: ACRE Edition

Knowledge of the Faith

- Objective: To know and understand basic Catholic teaching about the Incarnate Word Jesus Christ as the way, truth, and life

Moral Formation

- Objective: To be knowledgeable about the teachings of Jesus and the Church as the basis of Christian morality and to understand Catholic Social Teaching

Catholic Faith Literacy

final judgment, Heaven, Hell, Purgatory, redemption, Resurrection, salvation

Catholic Social Teaching

To integrate Catholic Social Teaching into your lesson, choose one of the following features: Life and Dignity of the Human Person, pages 334–335; or Care for God's Creation, pages 346–347.

- Start the Live step of the process by talking about Saint Francis de Sales on page 324. Then move directly to the Catholic Social Teaching feature.
- Or, to expand the lesson, complete page 324, then move to the Catholic Social Teaching feature.
- Return to Chapter 21 for the prayer on page 325.

Music Option

► Use one or more of the following songs to enhance catechetical learning or for prayer.

- "My Sheep," Live, Page 325

Catechist Instruction, Grade 7 – Chapter 21

Invite Page 315

Objective

- Reflect on God's personal invitation through Scripture

♥Let Us Pray

Invite the youth to gather in the prayer space and make the Sign of the Cross. Select a few volunteers to read aloud the Psalm verse. Prompt the response from the remainder of the group.

Have the young people move out of the prayer space and back to their seats. Explain that hope comes with the Resurrection of Jesus, the hope of eternal life that Jesus' Death and Resurrection made possible.

Say: Let's listen to God's Word as we are reminded that in hope we are saved, and that there is life beyond death.

† Scripture

Guide the youth through the process of Scripture reflection.

Invite the young people to be still, close their eyes, and focus on their breathing.

Encourage them to open their minds and hearts to what God is saying to them.

- Proclaim the Scripture and have the youth sit in silence.
- Ask: What did you hear God say to you today?
- Allow volunteers to share.

► You may play instrumental music to begin the reflection.

Remember, this is a spiritual discipline that takes practice. The young people will grow in their capacity to sit in silence. Throughout the year, build to four minutes.

Have you ever thought...

Say: We look forward, hope-filled, to the coming of God's Kingdom and to living in eternal happiness with him. • Invite the young people to respond to the questions.

Discover (1) Pages 294-295

Objectives

- Explore how the raising of Lazarus showed that Jesus had power over humanity's greatest fear—death
- Discuss why Jesus' Resurrection gives us hope for our future

Point out the title of today's lesson.

Jesus Gives Us Hope

Invite a volunteer to read aloud the first paragraph.

† Scripture

Ask another volunteer to proclaim the reading based on John 11:1–44.

- If time permits, have the young people open their Bibles to read the entire story on Lazarus.
- Read aloud the rest of the text in this section.
- Allow time for personal reflection on the question. **Possible responses:**
immortality, a life of peace, a life of hope

Is There Hope for Us?

Expand on the theme of the Scripture story by inviting several volunteers to read aloud the text, beginning on page 318 and ending on this page.

- Ask: Why should the raising of Lazarus and Jesus' Resurrection give us hope?
They show us that we, too, can have life after death

On a Mission

Create a word web with Kingdom of God in the center. After the group silently reads the text, have the youth add key phrases about the Kingdom to the web.

- Invite group discussion on the word web and on the question at the end of this section.

Activity

Divide the group into groups of three. Have the groups read the instructions and complete the activity together.

- Make sure that they record their answers to all of the prompts.
- Have each group share their some of their responses with the group.

Quick Review

The raising of Lazarus showed that Jesus had power over humanity's greatest fear—death. Jesus' Resurrection and new life give us hope for our future.

Discover (2) Pages 320-321

Objectives

- Identify people of the Kingdom of God by the actions that work toward what is just, peaceful, and loving

Teaching Activity: Life After Death

Youth will create flipbooks that demonstrate what happens after death before we are ready to accept God's gift of life with him forever.

Before the Lesson

Materials Needed

✪ Go to aliveinchrist.osv.com and download the Flipbook Template, Catholic Faith Words page
scissors (1 per participant), stapler, tape

Preparation

- Print 1 Flipbook Template for each participant to use during the activity.

Activity Directions

Say: I know that you have been learning about Heaven, Hell, and Purgatory for many years now. Now that you are young adults, it is time to stretch your understanding about what we believe about eternal life. If you asked the question “What is Heaven?” to a first-grader or a fourth-grader, what do you think his or her answer might be?

Allow time for volunteers to respond.

Say: Yes, a younger child might say, “Where Grandma went when she died,” or “Where God lives.” But let’s take a look at these definitions of *Heaven* and *Hell*.

Post the Catholic Faith Word definitions for *Heaven* and *Hell*. Ask two volunteers to read them aloud for the group.

Say: Jesus warns us about judgment at our death in a parable about a rich man who ignored a beggar. The rich man and the beggar both die, but only the beggar is carried away to Heaven by angels. The rich man ends up in Hell where he suffers in flames. Heaven is described in the *Catechism* as a state of being in union with God. Hell is the opposite state. We are talking about Heaven and Hell as relationship—Heaven fully accepting God’s invitation and Hell as completely rejecting God’s invitation.

Distribute the flipbook templates to the young people. Have them cut the pages into squares and organize the squares by number. When they are done assembling their flipbooks, have them place three staples on the left hand side to bind the pages together. Once the participants have completed their small flipbooks, have them write the word HELL on the first page and HEAVEN on the last page.

Say: God invites us to receive the gift of salvation—choosing to receive a life forever in perfect relationship with him. Because of Original Sin, we start our journey closed off to that gift. Through Baptism, Jesus makes it possible for us to receive God’s promise of life forever with him. We have to choose to open our hearts to receive it—take a look at your flipbook. Flip through the pages so that the person begins to animate. See the person start to open their arms?

Have every young person flip their flipbooks and watch their stick figure animate as they flip through it.

Say: Can you see how the person's arms end up completely open? That's the purpose of your life—to open your arms. How can you do that? What are some things you can do to open your heart to God's gift? ***prayer, accepting God's grace in the Seven Sacraments, Scripture, serving others, doing what God asks, etc.*** What are some things that can cause you to close yourself off from God? ***sin, living without thought to God's presence, not receiving the Sacraments***

Say: What happens if someone dies before his or her arms are completely open? God made us with free will so he will never force anything on us that we did not choose—not even Heaven. What happens to someone who has died but has not yet completely accepted the gift of salvation?

Let the students share their answers with the group. Post the definition for *Purgatory* and ask a volunteer to read it aloud.

Say: We believe that God's mercy is so great that if we have not completely rejected him and remain in his friendship, when we die, he allows us to continue the journey of being purified and cleansed (or like in our example, opening up our arms). When we, the living, pray for the dead, we help provide the grace that the souls in Purgatory need to be welcomed in God's heavenly Kingdom. Now in your flipbook write the word DEATH at the top of one of the pages and PURGATORY on the bottom of that page. Write these words on a page in your flipbook that shows how open you'd like your arms to be when you die.

Post the definition of *Particular Judgment*.

Say: Let's read the definition for one more word. On the day that you die, when you see God face to face, he will help you know where you are on your journey and allow you to accept the consequences of your choices, just like he did in the story of Adam and Eve. We call that *Particular Judgment*. God wants Heaven for you, but you have to live a life that opens yourself up to receive the gift. I'll bet there isn't a fourth-grader that understands Heaven the way you do now!

Discover (3) Pages 322-323

Objectives

- Describe the Last Judgment
- Explain the significance of the Works of Mercy in relationship to eternal life

Ask the young people the question and list their responses on the board.

The Second Coming

Read aloud the first paragraph. • Ask: What do you think the end of the world will be like?

† Go to the Source

Send the young people to Matthew 25:31-46 to learn more about Jesus' Judgment at the end of time.

Who Will Inherit the Kingdom?

Recall that at each person's death, the soul will go through the Particular Judgment. Have the youth read the text to find out what the Last Judgment is. ***The judgment that will occur at the end of time*** Tell them to continue reading to find out what will happen to our bodies at the Last Judgment. ***Our bodies will reunite with our souls***

- Allow time for quiet reflection after reading the questions at the end of this section.

† Scripture Background

The Judgment of the Nations

This passage appears only in the Gospel of Matthew and portrays the Son of Man as dividing the just and the unjust at the Second Coming. His judgment is based on the Works of Mercy that were done for the "least brothers" of Jesus. The just will enter the Kingdom, while the unjust will be doomed to "eternal fire." The passage gets its name from verse 32 and shows Jesus' concern with preparing for Heaven by serving others on Earth. It presents realistic ways of ministering to others and is meant to show that good works are a sign of devotion to God.

The Works of Mercy

Read aloud the text in this section. Point out the Corporal and Spiritual Works of Mercy listed in the chart on the side of the page.

- Have the young people fill in the right column of the chart with examples of how they can perform each of the Works of Mercy.
- Allow volunteers to share some of their responses with the group.

In Summary

Invite four volunteers to read the summary statement and the three bullets to summarize what Catholics believe about eternal life.

- Provide time for questions or comments.

Extend the Lesson

Use **Activity Master 21: Remembering the Departed** to extend the lesson; it is not included in the timed estimate for this section of the Lesson Plan.

Live Pages 312-313

Objectives

- Discuss ways to become a hope-filled person
- Explore the faith life of Saint Francis de Sales
- Offer the prayer using Psalm 23

Our Catholic Life

Discuss All Souls day using the information in the Our Catholic Life section.

- *Ask:* What special prayers can we use to remember those we know who have died?
- Invite the young people to respond.

People of Faith

Tell the young people that Saint Francis de Sales devoted himself to making God's love known to others.

- Invite a volunteer to read aloud the People of Faith paragraph.
- Share the extra information in the People of Faith Background box.
- Invite the youth to do further research on Saint Francis de Sales and his teachings.

Here are some additional details about Saint Frances de Sales to assist you in presenting this section:

- As a young man, Saint Francis de Sales worried that he might not get to Heaven, but once he was convinced that God is love, his worries left him. He devoted his life to teaching others about God's love.
- He lived at a time when the Church faced many problems because of the Protestant Reformation, but he always urged people to treat one another with kindness, even if they disagreed with one another.

Activity

Read aloud the instructions for the activity. • Have the young people work on this assignment independently. Encourage them to reflect on this further at home.

Praying Psalm 23

♥Divide the group into two sides: Side 1 and Side 2.

- Gather in the prayer space and remind the young people to bring their books.
- *Say:* Jesus, we want to be with you on the last day. Teach us to learn how to show love to others.
- Begin the prayer as the leader. • Follow the order of prayer on the prayer page.

► Conclude by playing the song "My Sheep," downloaded from **aliveinchrist.osv.com**.

Chapter Review

If you are using eAssessments, remind the young people that they will need to be completed by the due date. Feedback is important at this age. For the tool to be used effectively provide feedback to the young people about their work.

Chapter 21 Lesson Plan

Objectives	Process	Materials
Invite, 15 minutes		
Our Reason for Hope Page 315	<ul style="list-style-type: none"> Psalm 13:6 Pray the opening prayer. Romans 8:22–25, 28 Guide the youth through the process of Scripture reflection. • Discuss Have You Ever Thought questions. 	
Discover, 45 minutes		
Jesus Gives Us Hope Pages 318–319 <ul style="list-style-type: none"> • Explore how the raising of Lazarus showed that Jesus had power over humanity's greatest fear—death • Discuss why Jesus' Resurrection gives us hope for our future 	<ul style="list-style-type: none"> • Share the story of Jesus and Lazarus. Read and Reflect John 11:1–44. • Explain that Jesus' Resurrection allows us to be hopeful for our own eternal life. • Activity Brainstorm why the Saints give us hope for eternal life. 	<input type="checkbox"/> pencils or pens <input type="checkbox"/> Bibles
Life after Death Pages 320–321 <ul style="list-style-type: none"> • Express the Church's teaching on Heaven, Hell, and Purgatory • Explain how our life on Earth affects our destiny for eternity 	<ul style="list-style-type: none"> • Teaching Activity Youth will create flipbooks that demonstrate how God made all people to be open to his grace and what happens at death when a person has lived in God's friendship but is not yet ready for life with him forever. 	Flipbook Template, Catholic Faith Words <input type="checkbox"/> pencils or pens, scissors, stapler, tape
The Second Coming Pages 322–323 <ul style="list-style-type: none"> • Describe the Last Judgment • Explain the significance of the Works of Mercy in relationship to eternal life 	<ul style="list-style-type: none"> Read and Reflect Matthew 25:31–46. • Talk about the Works of Mercy and how they please Jesus. ★ List examples of ways to live the Works of Mercy. • Activity Master Remembering the Departed 	<input type="checkbox"/> pencils or pens <input type="checkbox"/> board or chart paper Activity Master 21
Live, 15 minutes		
Our Catholic Life Page 324	<ul style="list-style-type: none"> • Discuss the question in the Our Catholic Life section. • People of Faith Learn about Saint Frances de Sales. • Activity Name ways to become a more hope-filled person. 	<input type="checkbox"/> pencils or pens
Praying Psalm 23 Page 325	<ul style="list-style-type: none"> • Divide the group into two sides. • Follow the order of prayer. 	"My Sheep"

CATHOLIC FAITH WORDS

Heaven, Hell, Particular Judgment, Purgatory, Last Judgment, Works of Mercy

ASSESSMENT

Chapter Review, Page 326

aliveinchrist.osv.com Customize and Download Assessments, Interactive Student Reviews, eAssessments

Name _____

Date _____

Remembering the Departed

This activity will help you design a memorial prayer card to honor someone who is special to you that has died.

Write the name of the person you wish to remember and to honor with your prayer card:

Write three things that were special about this person:

1. _____

2. _____

3. _____

Write what you will remember most about this person: _____

Explain how you think this person helped to make you a better person (or helped to make the world a better place): _____

Make a prayer card by following the instructions below.

On the front of the card, be sure to include:

- Name of the person you are making the prayer card for
- A picture of this person

On the back of the card, be sure to include:

- His or her date of birth and date of death
- Information about the person's life (use the information you wrote above)

Be prepared to share your prayer card with the class.

Name _____

Date _____

Complete each sentence with the correct term.

1. The Theological Virtue that helps us look forward to the future is _____.
2. _____ is eternal separation from God because of a choice to turn away from him and not seek forgiveness.
3. _____ is a state of final cleansing after death and before Heaven.
4. The _____ is God's final triumph over evil when Christ will return to judge all of the living and the dead.

Circle the letter of the choice that best completes the sentence or answers the question.

5. The full joy of living eternally in God's presence is _____.
 - a. Heaven
 - b. Purgatory
 - c. Hell
 - d. Earth
6. The _____ are actions that show care for the physical and spiritual needs of others.
 - a. Sacraments
 - b. Sacred Chrism
 - c. Works of Mercy
 - d. Cardinal Virtues
7. Which will NOT happen at the Second Coming of Jesus?
 - a. the dead will rise
 - b. all humanity will be judged
 - c. bodies and souls will be united
 - d. God will recreate the world
8. Which person was raised from the dead by Jesus?
 - a. Mary
 - b. Lazarus
 - c. Martha
 - d. Paul

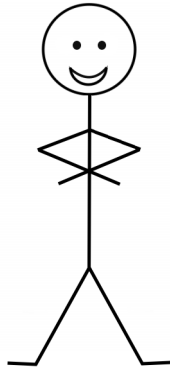
Write a response on the lines below.

9. Why should knowing about Heaven make us hopeful?

10. What happens during Particular Judgment?

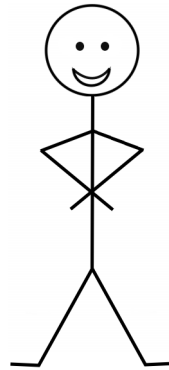
© Our Sunday Visitor

1.



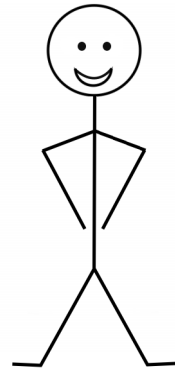
© Our Sunday Visitor

2.



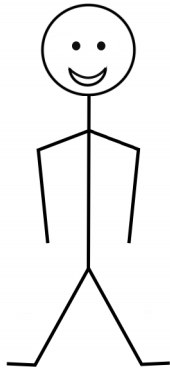
© Our Sunday Visitor

3.



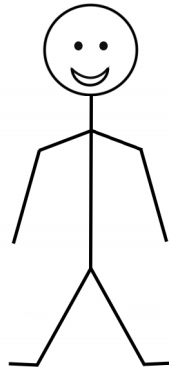
© Our Sunday Visitor

4.




© Our Sunday Visitor

5.




© Our Sunday Visitor

6.




© Our Sunday Visitor

7.




© Our Sunday Visitor

8.




© Our Sunday Visitor

9.




© Our Sunday Visitor

10.




© Our Sunday Visitor

11.



© Our Sunday Visitor

12.



Catholic Faith Words

Heaven the state, or experience, of the full joy of living externally in God's presence.

Catholic Faith Words

Hell the state, or experience, of eternal separation from God because of a choice to turn away from him and not seek forgiveness.

Catholic Faith Words

Particular Judgment the individual judgment by God at a time of a person's death; when God decides, after a person's death, where that person will spend eternity according to his or her faith and works.

Catholic Faith Words

Purgatory a state of final cleansing after death and before entering into Heaven that removes any remaining personal obstacles to eternal union with God. Purgatory frees the person from temporal punishment (being deprived of the entrance into Heaven for a time) due to sin.